

Warehouse Inbound Processing Course Exercise Guide 2013

Training Portal Link: **tinyurl.com/lausdsaptraining**
Training ID: LAUSD
Password: training1





TABLE OF CONTENTS

EXERCISE 1 – LS01N CREATE STORAGE BIN.....	3
EXERCISE 2 – LS02N CHANGE STORAGE BIN.....	4
EXERCISE 3 – MIGO PERFORM GOODS RECEIPT FOR VENDOR PO	5
EXERCISE 4 – LT06 CREATE TRANSFER ORDER FOR MATERIAL DOCUMENT	7
EXERCISE 5 – LT12 CONFIRM TRANSFER ORDER.....	8
EXERCISE 6 – MIGO PERFORM GOODS RECEIPT FOR REPROGRAPHICS ORDER	9
EXERCISE 7 – LT06 CREATE TRANSFER ORDER FOR MATERIAL DOCUMENT	10
EXERCISE 8 – LT12 CONFIRM TRANSFER ORDER.....	11
EXERCISE 9 – MIGO PERFORM GOODS RECEIPT FOR DONATED ITEMS	12
EXERCISE 10 – LT06 CREATE TRANSFER ORDER FOR MATERIAL DOCUMENT	13
EXERCISE 11 – LT12 CONFIRM TRANSFER ORDER	15
EXERCISE 12 – MIGO PERFORM GOODS RECEIPT FOR BTB ITEMS	16
EXERCISE 13 – LT06 CREATE TRANSFER ORDER FOR MATERIAL DOCUMENT	17
EXERCISE 14 – LT12 CONFIRM TRANSFER ORDER	18
EXERCISE 15 – LT31 REPRINT TRANSFER ORDER (PUTAWAY)	19
EXERCISE 16 – LT31 REPRINT INVENTORY LICENSE PLATE LABEL...	20

Exercise 1 – LS01N Create Storage Bin

Required Data

This section provides the field data required to complete this exercise. Refer to this data sheet as necessary while performing the exercise.



Field	Value
Warehouse Number	200
Storage Type	RS1
Storage Bin	See User Specific Data Below
Click 	
Storage Section	001
Picking Area	RS1
Click 	

User Specific Data

Training ID	Storage Bin
LAUSD281	1201-T1
LAUSD282	1202-T1
LAUSD283	1203-T1
LAUSD284	1204-T1
LAUSD285	1205-T1
LAUSD286	1206-T1
LAUSD287	1207-T1
LAUSD288	1208-T1
LAUSD289	1209-T1
LAUSD290	1210-T1
LAUSD291	1211-T1
LAUSD292	1212-T1
LAUSD293	1213-T1
LAUSD294	1214-T1
LAUSD295	1215-T1
LAUSD296	1216-T1
LAUSD297	1217-T1
LAUSD298	1218-T1
LAUSD299	1219-T1
LAUSD300	1220-T1

Exercise 2 – LS02N Change Storage Bin**Required Data**

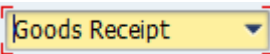
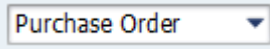


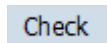

This section provides the field data required to complete this exercise. Refer to this data sheet as necessary while performing the exercise.


Field	Value
Warehouse Number	200
Storage Type	RS1
Storage Bin	Use the Storage Bin you created in prev. exercise
Click 	
Status	Click on Putaway and Stock Removal Block check boxes
Blk. Reason	3
Click 	

Exercise 3 – MIGO Perform Goods Receipt for Vendor PO

Required Data

This section provides the field data required to complete this exercise. Refer to this data sheet as necessary while performing the exercise.

Field	Value
Select 	
Select 	
Purchase Order	See User Specific Data Below
Click 	
Click  under OK	
Click 	
Click 	

(Desired Result):  Material document 5000000401 posted

Notes: Note down the Material Document Number



User Specific Data


Training ID	Purchasing Order
LAUSD281	4800000015
LAUSD282	4800000016
LAUSD283	4800000017
LAUSD284	4800000018
LAUSD285	4800000019
LAUSD286	4800000020
LAUSD287	4800000021
LAUSD288	4800000022
LAUSD289	4800000023
LAUSD290	4800000024
LAUSD291	4800000025
LAUSD292	4800000026
LAUSD293	4800000027
LAUSD294	4800000028
LAUSD295	4800000029

Training ID	Purchasing Order
LAUSD296	4800000030
LAUSD297	4800000031
LAUSD298	4800000032
LAUSD299	4800000033
LAUSD300	4800000034

Exercise 4 – LT06 Create Transfer Order for Material Document**Required Data**

This section provides the field data required to complete this exercise. Refer to this data sheet as necessary while performing the exercise.



Field	Value
Material Document	Enter the Material Document number from prev. exercise
Material Doc. Year	2013
Click 	
Click 	


(Desired Result):  Transfer order 1000003630 created

Notes: Note down the Transfer Order Number

Exercise 5 – LT12 Confirm Transfer Order**Required Data**

This section provides the field data required to complete this exercise. Refer to this data sheet as necessary while performing the exercise.

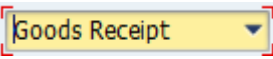



Field	Value
TO Number	Enter TO from prev. exercise
Warehouse Number	200
Click 	
Click 	

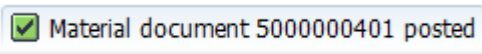
(Desired Result):  Transfer order 1000003630 confirmed

Exercise 6 – MIGO Perform Goods Receipt for Reprographics Order

Required Data

This section provides the field data required to complete this exercise. Refer to this data sheet as necessary while performing the exercise.




Field	Value
Select 	
Select 	
Movement Type	921
Material	9661215301
Qty in UnE	100
SLoc	2001
Plant	2000
Ext. Amount LC	695.05
Click 	
Click 	


(Desired Result): 

Notes: Note down the Material Document Number

Exercise 7 – LT06 Create Transfer Order for Material Document**Required Data**

This section provides the field data required to complete this exercise. Refer to this data sheet as necessary while performing the exercise.



Field	Value
Material Document	Enter the Material Document number from prev. exercise
Material Doc. Year	2013
Click 	
SU	2
Qty per SUnit	50
Click 	
Click 	


(Desired Result):  Transfer order 1000003630 created

Notes: Note down the Transfer Order Number

Exercise 8 – LT12 Confirm Transfer Order**Required Data**

This section provides the field data required to complete this exercise. Refer to this data sheet as necessary while performing the exercise.

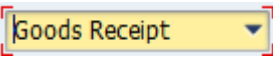



Field	Value
TO Number	Enter TO from prev. exercise
Warehouse Number	200
Click 	
Click 	


(Desired Result):  Transfer order 1000003630 confirmed

Exercise 9 – MIGO Perform Goods Receipt for Donated Items

Required Data

This section provides the field data required to complete this exercise. Refer to this data sheet as necessary while performing the exercise.

Field	Value
Select 	
Select 	
Movement Type	511
Material	DON-000001
Qty in UnE	50
SLoc	2001
Plant	2000
Reason for Movement	0002 (School/Office Donation)
Click 	
Click 	





(Desired Result):  Material document 4900008229 posted


Notes: Note down the Material Document Number

Exercise 10 – LT06 Create Transfer Order for Material Document

Required Data

This section provides the field data required to complete this exercise. Refer to this data sheet as necessary while performing the exercise.

Field	Value
Material Document	Enter the Material Document number from prev. exercise
Material Doc. Year	2013
Click 	
Click 	
Dest. Type	AX9
Storage Bin	See User Specific Data Below
Click 	
Click 	

(Desired Result):  Transfer order 1000003632 created

Notes: Note down the Transfer Order Number



User Specific Data


Training ID	Storage Bin
LAUSD281	2219-W2
LAUSD282	2219-X1
LAUSD283	2219-X2
LAUSD284	2219-Y1
LAUSD285	2219-Y2
LAUSD286	2219-Z1
LAUSD287	2219-Z2
LAUSD288	2220-W1
LAUSD289	2220-W2
LAUSD290	2220-X1
LAUSD291	2220-X2
LAUSD292	2220-Y1
LAUSD293	2220-Y2
LAUSD294	2220-Z1

Training ID	Storage Bin
LAUSD295	2222-W2
LAUSD296	2222-X1
LAUSD297	2222-X2
LAUSD298	2222-Y1
LAUSD299	2222-Y2
LAUSD300	2222-Z1

Exercise 11 – LT12 Confirm Transfer Order**Required Data**

This section provides the field data required to complete this exercise. Refer to this data sheet as necessary while performing the exercise.

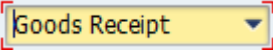



Field	Value
TO Number	Enter TO from prev. exercise
Warehouse Number	200
Click 	
Click 	


(Desired Result):  Transfer order 1000003633 confirmed

Exercise 12 – MIGO Perform Goods Receipt for BTB Items

Required Data

This section provides the field data required to complete this exercise. Refer to this data sheet as necessary while performing the exercise.



Field	Value
Select 	
Select 	
Movement Type	511
Material	6452141170
Qty in UnE	40
SLoc	BTB1
Plant	1000
Reason for Movement	0003 (Beyond Bell-Storage)
Click 	
Click 	


(Desired Result):  Material document 4900008232 posted

Notes: Note down the Material Document Number

Exercise 13 – LT06 Create Transfer Order for Material Document**Required Data**

This section provides the field data required to complete this exercise. Refer to this data sheet as necessary while performing the exercise.



Field	Value
Material Document	Enter the Material Document number from prev. exercise
Material Doc. Year	2013
Click 	
Click 	


(Desired Result):  Transfer order 1000003634 created

Notes: Note down the Transfer Order Number

Exercise 14 – LT12 Confirm Transfer Order**Required Data**


This section provides the field data required to complete this exercise. Refer to this data sheet as necessary while performing the exercise.

Field	Value
TO Number	Enter TO from prev. exercise
Warehouse Number	200
Click 	
Click 	

(Desired Result):  Transfer order 1000003630 confirmed

Exercise 15 – LT31 Reprint Transfer Order (Putaway)**Required Data**

This section provides the field data required to complete this exercise. Refer to this data sheet as necessary while performing the exercise.

Field	Value
Warehouse Number	200
TO Number	Enter TO number from the prev. exercise
Printer	Check with the instructor in class
Select	<input checked="" type="checkbox"/> TO document(s)
Click	

Exercise 16 – LT31 Reprint Inventory License Plate Label**Required Data**

This section provides the field data required to complete this exercise. Refer to this data sheet as necessary while performing the exercise.

Field	Value
Warehouse Number	200
TO Number	Enter TO number from the prev. exercise
Printer	Check with the instructor in class
Select	<input checked="" type="checkbox"/> TO document(s)
Click	<input checked="" type="checkbox"/> Labels
Click	